

ERGO is the LED luminaire for **indoor use in the industrial, commercial or sport fields**, with single-lens polycarbonate optics for a precise direction of the luminous flux and a wide range of accessories for **ceiling, suspension, wall or recessed application**. ERGO is designed with the objectives of **energy saving, zero maintenance and pollution reduction**, thanks to the controlled CO₂ emissions. Equipped with **built-in driver** and power supply cable, it is already set up with twin circuit wiring as standard.

☑ Features

- Direct emission
- UGR<22
- IP 65 indoor
- IK 08; 10
- -25°/+45°

💡 Led

- 3000K/4000K
- >142 lm/W
- CRI>90
- Eye safety: RG0/RG1
- Mac Adams 3
- L80/B10 >50.000h

🕒 Specifications

- Built-in driver
- Polycarbonate lens: concentrating, diffusing, elliptical or with protective grid

📦 Body

- Aluminum
- End caps in die-cast aluminum

🌈 Colors

- Black RAL 9005
- White RAL 9003 - code B


☆ Certifications

- CE Conformity
- Energy efficiency D
- I8032-3 (GP version)
- 5 years warranty

📄 On request

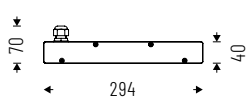
- DALI - code D*
- Bluetooth - code BT*
- Emergency 1 hr - code EM
- Emergency 3 hrs - code EM3H*
- 5000K - code K5*

** Where available*



ERGO PC

Polycarbonate lens, symmetrical light distribution.



IP 65 IK08



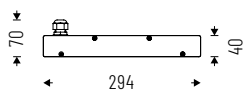
Equipped with 2000mm long cable.

Cod. 4000K	Led	lm	Lmm
O2PC86K465	86W	12190	317
O2PC105K465	105W	14329	317
O2PC125K465	125W	16068	317
O2PC172K465	172W	23913	627
O2PC210K465	210W	28171	627
O2PC252K465	252W	31681	627

Cod. 3000K	Led	lm	Lmm
O2PC86K365	86W	11459	317
O2PC105K365	105W	13469	317
O2PC125K365	125W	15103	317
O2PC172K365	172W	22478	627
O2PC210K365	210W	26481	627
O2PC252K365	252W	29780	627

ERGO DS

Polycarbonate lens, wide diffused symmetrical light distribution.



IP 65 IK08



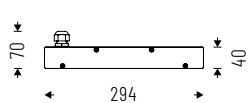
Equipped with 2000mm long cable.

Cod. 4000K	Led	lm	Lmm
O2DS86K465	86W	10439	317
O2DS105K465	105W	12314	317
O2DS125K465	125W	14061	317
O2DS172K465	172W	20830	627
O2DS210K465	210W	24247	627
O2DS252K465	252W	27691	627

Cod. 3000K	Led	lm	Lmm
O2DS86K365	86W	9812	317
O2DS105K365	105W	11576	317
O2DS125K365	125W	13217	317
O2DS172K365	172W	19580	627
O2DS210K365	210W	22792	627
O2DS252K365	252W	26030	627

ERGO EL

Polycarbonate lens, elliptical light distribution.



UGR<22

IP 65 IK08



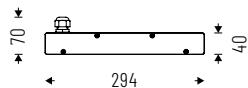
Equipped with 2000mm long cable.

Cod. 4000K	Led	Im	Lmm
O2EL86K465	86W	10943	317
O2EL105K465	105W	12671	317
O2EL125K465	125W	14531	317
O2EL172K465	172W	21543	627
O2EL210K465	210W	25683	627
O2EL252K465	252W	28626	627

Cod. 3000K	Led	Im	Lmm
O2EL86K365	86W	10286	317
O2EL105K365	105W	11911	317
O2EL125K365	125W	13660	317
O2EL172K365	172W	20250	627
O2EL210K365	210W	24142	627
O2EL252K365	252W	26909	627

ERGO GP

Polycarbonate lens with additional protection grid, symmetrical light distribution.



UGR<22

IP 65 IK10



Equipped with 2000mm long cable.

Cod. 4000K	Led	Im	Lmm
O2GP86K465	86W	9237	317
O2GP105K465	105W	11028	317
O2GP125K465	125W	12502	317
O2GP172K465	172W	18394	627
O2GP210K465	210W	21820	627
O2GP252K465	252W	25069	627

Cod. 3000K	Led	Im	Lmm
O2GP86K365	86W	8682	317
O2GP105K365	105W	10366	317
O2GP125K365	125W	11751	317
O2GP172K365	172W	17290	627
O2GP210K365	210W	20510	627
O2GP252K365	252W	23563	627

ACCESSORIES



Single wire adjustable suspension kit. 1500mm/3000mm.

O2AA13
O2AA1330



Brackets for busbar.

O2AA14BS



Bracket for wall installation.

O2AA15 - L 317mm
O2AA15252 - L 627mm



Housing for recessed installation.

O2AA17 - L 317mm
O2AA172M - L 627mm