

HALL LED CEILING IP65 ID 28

HALL LED CEILING IP65 extends HALL collection for external use with a **high performance downlight**, characterized by a minimal die-cast aluminum housing in a durable matt textured power coated finish. As standard the range features **integrated drivers** making the product both **simple to install and compact in size**. The high ingress protection rating of IP65 makes this an ideal product for any wet area application including the outdoor environment.

☑ Features

- Direct emission
- IP 65
- IK 06

💡 Led

- 3000K/4000K
- >125 lm/W
- CRI>90
- Eye safety: RG0/RG1
- Mac Adams 3
- L80/B10 >50.000h

🕒 Specifications

- LED CoB technology
- Built-in driver
- SMALL: internal aluminum reflectors beam angles: 10°-20°-40°-50°
- MEDIUM and LARGE: internal reflectors aluminum with beam angles: 10°-12°-20°-40°-70°

📏 Body

- Die-cast aluminum

🎨 Colors

- White RAL 9003 wrinkled - code W
- Black RAL 9005 wrinkled - code BK

★ Certifications

- CE Conformity
- Energy efficiency E
- 5 years warranty

📦 On request

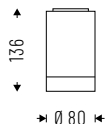
- DALI - code D*
- 2700K - code K27*
- 5000K - code K5*
- MINI version: Ø 60mm*

** Where available*



HALL LED CEILING IP65 SMALL

Internal aluminum reflectors. Beam angles: 10°-20°-40°-50°.
Cut-off>30°.



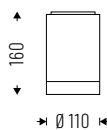
IP 65 IK06

Cod. 4000K	Led	lm	Ømm
28VT13K410S65	13W 10°	1152	80
28VT13K420S65	13W 20°	1152	80
28VT13K440S65	13W 40°	1152	80
28VT13K450S65	13W 50°	1152	80
28VT18K410S65	18W 10°	1595	80
28VT18K420S65	18W 20°	1595	80
28VT18K440S65	18W 40°	1595	80
28VT18K450S65	18W 50°	1595	80

Cod. 3000K	Led	lm	Ømm
28VT13K310S65	13W 10°	1104	80
28VT13K320S65	13W 20°	1104	80
28VT13K340S65	13W 40°	1104	80
28VT13K350S65	13W 50°	1104	80
28VT18K310S65	18W 10°	1529	80
28VT18K320S65	18W 20°	1529	80
28VT18K340S65	18W 40°	1529	80
28VT18K350S65	18W 50°	1529	80

HALL LED CEILING IP65 MEDIUM

Internal aluminum reflectors. Beam angles: 10°-20°-40°-70°.
Cut-off>30°.



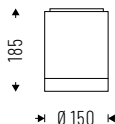
IP 65 IK06

Cod. 4000K	Led	lm	Ømm
28VT18K410M65	18W 10°	2316	110
28VT18K420M65	18W 20°	2316	110
28VT18K440M65	18W 40°	2316	110
28VT18K470M65	18W 70°	2316	110
28VT25K410M65	25W 10°	3151	110
28VT25K420M65	25W 20°	3151	110
28VT25K440M65	25W 40°	3151	110
28VT25K470M65	25W 70°	3151	110

Cod. 3000K	Led	lm	Ømm
28VT18K310M65	18W 10°	2154	110
28VT18K320M65	18W 20°	2154	110
28VT18K340M65	18W 40°	2154	110
28VT18K370M65	18W 70°	2154	110
28VT25K310M65	25W 10°	2930	110
28VT25K320M65	25W 20°	2930	110
28VT25K340M65	25W 40°	2930	110
28VT25K370M65	25W 70°	2930	110

HALL LED CEILING IP65 LARGE

Internal aluminum reflectors. Beam angles: 12°-20°-40°-70°.
Cut-off>30°.



IP 65 IK06

Cod. 4000K	Led	lm	Ømm
28VT35K412L65	35W 12°	4029	150
28VT35K420L65	35W 20°	4029	150
28VT35K440L65	35W 40°	4029	150
28VT35K470L65	35W 70°	4029	150
28VT38K412L65	38W 12°	4214	150
28VT38K420L65	38W 20°	4214	150
28VT38K440L65	38W 40°	4214	150
28VT38K470L65	38W 70°	4214	150
28VT52K412L65	52W 12°	5647	150
28VT52K420L65	52W 20°	5647	150
28VT52K440L65	52W 40°	5647	150
28VT52K470L65	52W 70°	5647	150

Cod. 3000K	Led	lm	Ømm
28VT35K312L65	35W 12°	3624	150
28VT35K320L65	35W 20°	3624	150
28VT35K340L65	35W 40°	3624	150
28VT35K370L65	35W 70°	3624	150
28VT38K312L65	38W 12°	3813	150
28VT38K320L65	38W 20°	3813	150
28VT38K340L65	38W 40°	3813	150
28VT38K370L65	38W 70°	3813	150
28VT52K312L65	52W 12°	5109	150
28VT52K320L65	52W 20°	5109	150
28VT52K340L65	52W 40°	5109	150
28VT52K370L65	52W 70°	5109	150