

**MAKE** è il nuovo **downlight orientabile** sviluppato in diverse configurazioni: con bordo, frameless, con doppio spot oppure con ottica arretrata. Disponibile nelle misure micro, mini, small, medium e large, per installazione da 50 a 150mm di diametro.

#### ☑ **Caratteristiche**

- Emissione diretta
- UGR<16\*\*;<19
- IP 44

#### 💡 **Led**

- 3000K/4000K
- >100 lm/W
- CRI>90
- Sicurezza occhi: RGO/RGI
- Mac Adams 3
- L80/B10 >50.000h

#### 🕒 **Specifiche**

- Lente in policarbonato con fascio da: 15°, 24°, 36°, 50°
- Riflettore frontale in policarbonato

#### 📏 **Corpo**

- Alluminio verniciato a polveri epossidiche

#### 🎨 **Cromie**

- Bianco RAL 9003 raggrinzante - codice W
- Nero RAL 9005 raggrinzante - codice BK

#### ★ **Certificazioni**

- Conformità CE
- Conformità BIS
- Conformità RETILAP
- Classe energetica C
- 5 anni di garanzia

#### 📦 **A richiesta**

- DALI - codice D
- Bluetooth - codice BT\*
- Emergenza 1h - cod. EM
- Emergenza 3h - cod. EM3H\*
- 2700K - codice K27\*
- 5000K - codice K5\*

\* Verificare disponibilità

\*\* Con accessorio: 39AAUGR



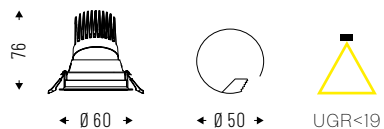


## MAKE MICRO

Installazione ad incasso orientabile.

Lente in policarbonato  $\varnothing$  25mm.

Fascio: 15°-24°-36°-50°.



IP 44



Cod. 4000K	Led	lm	$\varnothing$ mm
39OR3K415	3W 15°	375	60
39OR3K424	3W 24°	375	60
39OR3K436	3W 36°	375	60
39OR3K450	3W 50°	375	60
39OR6K415	6W 15°	600	60
39OR6K424	6W 24°	600	60
39OR6K436	6W 36°	600	60
39OR6K450	6W 50°	600	60
39OR9K415	9W 15°	793	60
39OR9K424	9W 24°	793	60
39OR9K436	9W 36°	793	60
39OR9K450	9W 50°	793	60

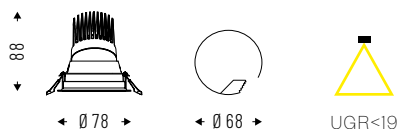
Cod. 3000K	Led	lm	$\varnothing$ mm
39OR3K315	3W 15°	355	60
39OR3K324	3W 24°	355	60
39OR3K336	3W 36°	355	60
39OR3K350	3W 50°	355	60
39OR6K315	6W 15°	568	60
39OR6K324	6W 24°	568	60
39OR6K336	6W 36°	568	60
39OR6K350	6W 50°	568	60
39OR9K315	9W 15°	752	60
39OR9K324	9W 24°	752	60
39OR9K336	9W 36°	752	60
39OR9K350	9W 50°	752	60

## MAKE MINI

Installazione ad incasso orientabile.

Lente in policarbonato  $\varnothing$  35mm.

Fascio: 15°-24°-36°-50°.



IP 44



Cod. 4000K	Led	lm	$\varnothing$ mm
39OR3K415MN	3W 15°	353	78
39OR3K424MN	3W 24°	353	78
39OR3K436MN	3W 36°	353	78
39OR3K450MN	3W 50°	353	78
39OR6K415MN	6W 15°	600	78
39OR6K424MN	6W 24°	600	78
39OR6K436MN	6W 36°	600	78
39OR6K450MN	6W 50°	600	78
39OR11K415MN	11W 15°	897	78
39OR11K424MN	11W 24°	897	78
39OR11K436MN	11W 36°	897	78
39OR11K450MN	11W 50°	897	78

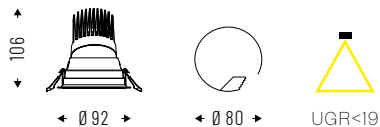
Cod. 3000K	Led	lm	$\varnothing$ mm
39OR3K315MN	3W 15°	348	78
39OR3K324MN	3W 24°	348	78
39OR3K336MN	3W 36°	348	78
39OR3K350MN	3W 50°	348	78
39OR6K315MN	6W 15°	591	78
39OR6K324MN	6W 24°	591	78
39OR6K336MN	6W 36°	591	78
39OR6K350MN	6W 50°	591	78
39OR11K315MN	11W 15°	852	78
39OR11K324MN	11W 24°	852	78
39OR11K336MN	11W 36°	852	78
39OR11K350MN	11W 50°	852	78

## MAKE SMALL

Installazione ad incasso orientabile.

Lente in policarbonato ø 50mm.

Fascio: 15°-24°-36°-50°.



IP 44



Cod. 4000K	Led	lm	Ømm
39OR9K415S	9W 15°	935	92
39OR9K424S	9W 24°	935	92
39OR9K436S	9W 36°	935	92
39OR9K450S	9W 50°	935	92
39ORI3K415S	13W 15°	1285	92
39ORI3K424S	13W 24°	1285	92
39ORI3K436S	13W 36°	1285	92
39ORI3K450S	13W 50°	1285	92
39ORI8K415S	18W 15°	1825	92
39ORI8K424S	18W 24°	1825	92
39ORI8K436S	18W 36°	1825	92
39ORI8K450S	18W 50°	1825	92

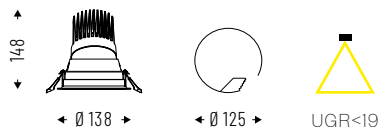
Cod. 3000K	Led	lm	Ømm
39OR9K315S	9W 15°	919	92
39OR9K324S	9W 24°	919	92
39OR9K336S	9W 36°	919	92
39OR9K350S	9W 50°	919	92
39ORI3K315S	13W 15°	1263	92
39ORI3K324S	13W 24°	1263	92
39ORI3K336S	13W 36°	1263	92
39ORI3K350S	13W 50°	1263	92
39ORI8K315S	18W 15°	1795	92
39ORI8K324S	18W 24°	1795	92
39ORI8K336S	18W 36°	1795	92
39ORI8K350S	18W 50°	1795	92

## MAKE MEDIUM

Installazione ad incasso orientabile.

Lente in policarbonato ø 75mm.

Fascio: 15°-24°-36°-50°.



IP 44



Cod. 4000K	Led	lm	Ømm
39ORI8K415M	18W 15°	1944	138
39ORI8K424M	18W 24°	1944	138
39ORI8K436M	18W 36°	1944	138
39ORI8K450M	18W 50°	1944	138
39OR27K415M	27W 15°	2610	138
39OR27K424M	27W 24°	2610	138
39OR27K436M	27W 36°	2610	138
39OR27K450M	27W 50°	2610	138
39OR36K415M	36W 15°	3497	138
39OR36K424M	36W 24°	3497	138
39OR36K436M	36W 36°	3497	138
39OR36K450M	36W 50°	3497	138

Cod. 3000K	Led	lm	Ømm
39ORI8K315M	18W 15°	1914	138
39ORI8K324M	18W 24°	1914	138
39ORI8K336M	18W 36°	1914	138
39ORI8K350M	18W 50°	1914	138
39OR27K315M	27W 15°	2570	138
39OR27K324M	27W 24°	2570	138
39OR27K336M	27W 36°	2570	138
39OR27K350M	27W 50°	2570	138
39OR36K315M	36W 15°	3448	138
39OR36K324M	36W 24°	3448	138
39OR36K336M	36W 36°	3448	138
39OR36K350M	36W 50°	3448	138

## MAKE LARGE

Installazione ad incasso orientabile.

Lente in policarbonato  $\varnothing$  83mm.

Fascio: 15°-24°-36°-50°.



Cod. 4000K	Led	lm	$\varnothing$ mm
39OR25K415L	25W 15°	2553	165
39OR25K424L	25W 24°	2553	165
39OR25K436L	25W 36°	2553	165
39OR25K450L	25W 50°	2553	165
39OR36K415L	36W 15°	3503	165
39OR36K424L	36W 24°	3503	165
39OR36K436L	36W 36°	3503	165
39OR36K450L	36W 50°	3503	165
39OR40K415L	40W 15°	4401	165
39OR40K424L	40W 24°	4401	165
39OR40K436L	40W 36°	4401	165
39OR40K450L	40W 50°	4401	165


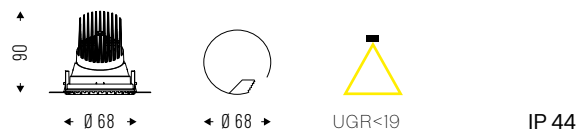
Cod. 3000K	Led	lm	$\varnothing$ mm
39OR25K315L	25W 15°	2515	165
39OR25K324L	25W 24°	2515	165
39OR25K336L	25W 36°	2515	165
39OR25K350L	25W 50°	2515	165
39OR36K315L	36W 15°	3402	165
39OR36K324L	36W 24°	3402	165
39OR36K336L	36W 36°	3402	165
39OR36K350L	36W 50°	3402	165
39OR40K315L	40W 15°	4353	165
39OR40K324L	40W 24°	4353	165
39OR40K336L	40W 36°	4353	165
39OR40K350L	40W 50°	4353	165

## MAKE FL MINI

Installazione ad incasso frameless orientabile.

Lente in policarbonato  $\varnothing$  35mm.

Fascio: 15°-24°-36°-50°.



Cod. 4000K	Led	lm	$\varnothing$ mm
39FL3K415MN	3W 15°	353	68
39FL3K424MN	3W 24°	353	68
39FL3K436MN	3W 36°	353	68
39FL3K450MN	3W 50°	353	68
39FL6K415MN	6W 15°	600	68
39FL6K424MN	6W 24°	600	68
39FL6K436MN	6W 36°	600	68
39FL6K450MN	6W 50°	600	68
39FL11K415MN	11W 15°	897	68
39FL11K424MN	11W 24°	897	68
39FL11K436MN	11W 36°	897	68
39FL11K450MN	11W 50°	897	68

Cod. 3000K	Led	lm	$\varnothing$ mm
39FL3K315MN	3W 15°	348	68
39FL3K324MN	3W 24°	348	68
39FL3K336MN	3W 36°	348	68
39FL3K350MN	3W 50°	348	68
39FL6K315MN	6W 15°	591	68
39FL6K324MN	6W 24°	591	68
39FL6K336MN	6W 36°	591	68
39FL6K350MN	6W 50°	591	68
39FL11K315MN	11W 15°	852	68
39FL11K324MN	11W 24°	852	68
39FL11K336MN	11W 36°	852	68
39FL11K350MN	11W 50°	852	68



## MAKE FL SMALL

Installazione ad incasso frameless orientabile.

Lente in policarbonato ø 50mm.

Fascio: 15°-24°-36°-50°.



Cod. 4000K	Led	lm	Ømm
39FL9K415S	9W 15°	935	100
39FL9K424S	9W 24°	935	100
39FL9K436S	9W 36°	935	100
39FL9K450S	9W 50°	935	100
39FL13K415S	13W 15°	1285	100
39FL13K424S	13W 24°	1285	100
39FL13K436S	13W 36°	1285	100
39FL13K450S	13W 50°	1285	100
39FL18K415S	18W 15°	1825	100
39FL18K424S	18W 24°	1825	100
39FL18K436S	18W 36°	1825	100
39FL18K450S	18W 50°	1825	100

Cod. 3000K	Led	lm	Ømm
39FL9K315S	9W 15°	919	100
39FL9K324S	9W 24°	919	100
39FL9K336S	9W 36°	919	100
39FL9K350S	9W 50°	919	100
39FL13K315S	13W 15°	1263	100
39FL13K324S	13W 24°	1263	100
39FL13K336S	13W 36°	1263	100
39FL13K350S	13W 50°	1263	100
39FL18K315S	18W 15°	1795	100
39FL18K324S	18W 24°	1795	100
39FL18K336S	18W 36°	1795	100
39FL18K350S	18W 50°	1795	100

## MAKE FL MEDIUM

Installazione ad incasso frameless orientabile.

Lente in policarbonato ø 75mm.

Fascio: 15°-24°-36°-50°.



Cod. 4000K	Led	lm	Ømm
39FL18K415M	18W 15°	1944	125
39FL18K424M	18W 24°	1944	125
39FL18K436M	18W 36°	1944	125
39FL18K450M	18W 50°	1944	125
39FL27K415M	27W 15°	2610	125
39FL27K424M	27W 24°	2610	125
39FL27K436M	27W 36°	2610	125
39FL27K450M	27W 50°	2610	125
39FL36K415M	36W 15°	3497	125
39FL36K424M	36W 24°	3497	125
39FL36K436M	36W 36°	3497	125
39FL36K450M	36W 50°	3497	125

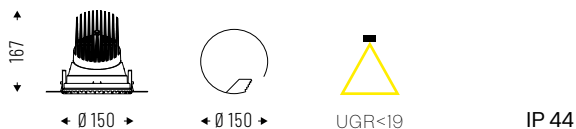
Cod. 3000K	Led	lm	Ømm
39FL18K315M	18W 15°	1914	125
39FL18K324M	18W 24°	1914	125
39FL18K336M	18W 36°	1914	125
39FL18K350M	18W 50°	1914	125
39FL27K315M	27W 15°	2570	125
39FL27K324M	27W 24°	2570	125
39FL27K336M	27W 36°	2570	125
39FL27K350M	27W 50°	2570	125
39FL36K315M	36W 15°	3448	125
39FL36K324M	36W 24°	3448	125
39FL36K336M	36W 36°	3448	125
39FL36K350M	36W 50°	3448	125

## MAKE FL LARGE

Installazione ad incasso frameless orientabile.

Lente in policarbonato  $\varnothing$  83mm.

Fascio: 15°-24°-36°-50°.



Cod. 4000K	Led	lm	$\varnothing$ mm
39FL25K415L	25W 15°	2553	150
39FL25K424L	25W 24°	2553	150
39FL25K436L	25W 36°	2553	150
39FL25K450L	25W 50°	2553	150
39FL36K415L	36W 15°	3503	150
39FL36K424L	36W 24°	3503	150
39FL36K436L	36W 36°	3503	150
39FL36K450L	36W 50°	3503	150
39FL40K415L	40W 15°	4401	150
39FL40K424L	40W 24°	4401	150
39FL40K436L	40W 36°	4401	150
39FL40K450L	40W 50°	4401	150

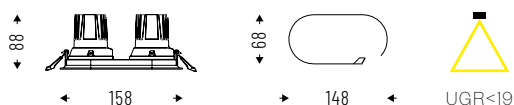
Cod. 3000K	Led	lm	$\varnothing$ mm
39FL25K315L	25W 15°	2515	150
39FL25K324L	25W 24°	2515	150
39FL25K336L	25W 36°	2515	150
39FL25K350L	25W 50°	2515	150
39FL36K315L	36W 15°	3402	150
39FL36K324L	36W 24°	3402	150
39FL36K336L	36W 36°	3402	150
39FL36K350L	36W 50°	3402	150
39FL40K315L	40W 15°	4353	150
39FL40K324L	40W 24°	4353	150
39FL40K336L	40W 36°	4353	150
39FL40K350L	40W 50°	4353	150

## MAKE DOUBLE MINI

Installazione ad incasso doppio orientabile.

Lente in policarbonato  $\varnothing$  35mm.

Fascio: 15°-24°-36°-50°.



Cod. 4000K	Led	lm	Lmm
39OR23K415MN	2x3W 15°	706	78x158
39OR23K424MN	2x3W 24°	706	78x158
39OR23K436MN	2x3W 36°	706	78x158
39OR23K450MN	2x3W 50°	706	78x158
39OR26K415MN	2x6W 15°	1200	78x158
39OR26K424MN	2x6W 24°	1200	78x158
39OR26K436MN	2x6W 36°	1200	78x158
39OR26K450MN	2x6W 50°	1200	78x158
39OR211K415MN	2x11W 15°	1794	78x158
39OR211K424MN	2x11W 24°	1794	78x158
39OR211K436MN	2x11W 36°	1794	78x158
39OR211K450MN	2x11W 50°	1794	78x158

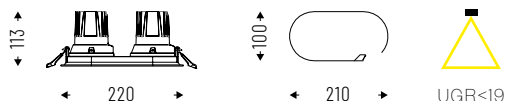
Cod. 3000K	Led	lm	Lmm
39OR23K315MN	2x3W 15°	696	78x158
39OR23K324MN	2x3W 24°	696	78x158
39OR23K336MN	2x3W 36°	696	78x158
39OR23K350MN	2x3W 50°	696	78x158
39OR26K315MN	2x6W 15°	1182	78x158
39OR26K324MN	2x6W 24°	1182	78x158
39OR26K336MN	2x6W 36°	1182	78x158
39OR26K350MN	2x6W 50°	1182	78x158
39OR211K315MN	2x11W 15°	1704	78x158
39OR211K324MN	2x11W 24°	1704	78x158
39OR211K336MN	2x11W 36°	1704	78x158
39OR211K350MN	2x11W 50°	1704	78x158

## MAKE DOUBLE SMALL

Installazione ad incasso doppio orientabile.

Lente in policarbonato ø 50mm.

Fascio: 15°-24°-36°-50°.



IP 44



Cod. 4000K	Led	lm	Lmm
39OR29K415S	2x9W 15°	1870	110x220
39OR29K424S	2x9W 24°	1870	110x220
39OR29K436S	2x9W 36°	1870	110x220
39OR29K450S	2x9W 50°	1870	110x220
39OR213K415S	2x13W 15°	2570	110x220
39OR213K424S	2x13W 24°	2570	110x220
39OR213K436S	2x13W 36°	2570	110x220
39OR213K450S	2x13W 50°	2570	110x220
39OR218K415S	2x18W 15°	3650	110x220
39OR218K424S	2x18W 24°	3650	110x220
39OR218K436S	2x18W 36°	3650	110x220
39OR218K450S	2x18W 50°	3650	110x220

Cod. 3000K	Led	lm	Lmm
39OR29K315S	2x9W 15°	1838	110x220
39OR29K324S	2x9W 24°	1838	110x220
39OR29K336S	2x9W 36°	1838	110x220
39OR29K350S	2x9W 50°	1838	110x220
39OR213K315S	2x13W 15°	2526	110x220
39OR213K324S	2x13W 24°	2526	110x220
39OR213K336S	2x13W 36°	2526	110x220
39OR213K350S	2x13W 50°	2526	110x220
39OR218K315S	2x18W 15°	3590	110x220
39OR218K324S	2x18W 24°	3590	110x220
39OR218K336S	2x18W 36°	3590	110x220
39OR218K350S	2x18W 50°	3590	110x220

## MAKE DEEP MINI

Installazione ad incasso con sorgente luminosa

arretrata e orientabile. Lente in policarbonato

ø 35mm. Fascio: 15°-24°-36°-50°.



IP 44



Cod. 4000K	Led	lm	Ømm
39AR3K415MN	3W 15°	291	78
39AR3K424MN	3W 24°	291	78
39AR3K436MN	3W 36°	291	78
39AR3K450MN	3W 50°	291	78
39AR6K415MN	6W 15°	500	78
39AR6K424MN	6W 24°	500	78
39AR6K436MN	6W 36°	500	78
39AR6K450MN	6W 50°	500	78
39AR11K415MN	11W 15°	651	78
39AR11K424MN	11W 24°	651	78
39AR11K436MN	11W 36°	651	78
39AR11K450MN	11W 50°	651	78

Cod. 3000K	Led	lm	Ømm
39AR3K315MN	3W 15°	287	78
39AR3K324MN	3W 24°	287	78
39AR3K336MN	3W 36°	287	78
39AR3K350MN	3W 50°	287	78
39AR6K315MN	6W 15°	492	78
39AR6K324MN	6W 24°	492	78
39AR6K336MN	6W 36°	492	78
39AR6K350MN	6W 50°	492	78
39AR11K315MN	11W 15°	641	78
39AR11K324MN	11W 24°	641	78
39AR11K336MN	11W 36°	641	78
39AR11K350MN	11W 50°	641	78



# MAKE DEEP SMALL

Installazione ad incasso con sorgente luminosa arretrata e orientabile. Lente in policarbonato  $\varnothing$  50mm. Fascio: 15°-24°-36°-50°.



108



$\varnothing$  110



$\varnothing$  100



UGR<16\*

IP 44

Cod. 4000K	Led	lm	$\varnothing$ mm
39AR9K415S	9W 15°	831	110
39AR9K424S	9W 24°	831	110
39AR9K436S	9W 36°	831	110
39AR9K450S	9W 50°	831	110
39ARI3K415S	13W 15°	1144	110
39ARI3K424S	13W 24°	1144	110
39ARI3K436S	13W 36°	1144	110
39ARI3K450S	13W 50°	1144	110
39ARI8K415S	18W 15°	1529	110
39ARI8K424S	18W 24°	1529	110
39ARI8K436S	18W 36°	1529	110
39ARI8K450S	18W 50°	1529	110

Cod. 3000K	Led	lm	$\varnothing$ mm
39AR9K315S	9W 15°	817	110
39AR9K324S	9W 24°	817	110
39AR9K336S	9W 36°	817	110
39AR9K350S	9W 50°	817	110
39ARI3K315S	13W 15°	1124	110
39ARI3K324S	13W 24°	1124	110
39ARI3K336S	13W 36°	1124	110
39ARI3K350S	13W 50°	1124	110
39ARI8K315S	18W 15°	1503	110
39ARI8K324S	18W 24°	1503	110
39ARI8K336S	18W 36°	1503	110
39ARI8K350S	18W 50°	1503	110

## ACCESSORI




Riflettore esterno in PC cromato.

**39RFA** - MICRO  
**39RFAMN** - MINI  
**39RFAS** - SMALL  
**39RFAM** - MEDIUM  
**39RFAL** - LARGE



Riflettore esterno in PC oro.

**39RFG** - MICRO  
**39RFGMN** - MINI  
**39RFGS** - SMALL  
**39RFGM** - MEDIUM  
**39RFGI** - LARGE



Ottica a nido d'ape, UGR<16.

**39AAND** - MICRO  
**39AANDMN** - MINI  
**39AANDS** - SMALL  
**39AANDM** - MEDIUM  
**39AANDL** - LARGE



Ottica microrigata.

**39AASL** - MICRO  
**39AASLMN** - MINI  
**39AASLS** - SMALL  
**39AASLM** - MEDIUM  
**39AASLL** - LARGE



Vetro satinato.

**39AAVS** - MICRO  
**39AAVSMN** - MINI  
**39AAVSS** - SMALL  
**39AAVSM** - MEDIUM  
**39AAVSL** - LARGE



Ghiera per riduzione UGR<16.

**39AAUGR** - MICRO  
**39AAUGRMN** - MINI