

MAKE Q is the new **adjustable square base downlight** developed in different configurations: with edge, frameless, with double spot and recessed optic. Available in **micro, mini, small, medium and large sizes**, for installation from 50 to 125mm, it is particularly suitable for office and retail applications, where the light source is matched by strong and pure geometric lines.

☑ **Features**

- Direct emission
- UGR<19
- IP 44

💡 **Led**

- 3000K/4000K
- >100 lm/W
- CRI>90
- Eye safety: RGO/RGI
- Mac Adams 3
- L80/B10 >50.000h

📏 **Specifications**

- Polycarbonate lens, beam: 15°-24°-36°-50°
- Front reflector in polycarbonate

📦 **Body**

- Aluminum with epoxy powder coating

🎨 **Colors**

- White RAL 9003 wrinkled - code W
- Black RAL 9005 wrinkled - code BK

★ **Certifications**

- CE Conformity
- RETILAP Conformity
- Energy efficiency C
- 5 years warranty

📄 **On request**

- DALI - code D
- Bluetooth - code BT*
- Emergency 1 hr - code EM
- Emergency 3 hrs - code EM3H*
- 2700K - code K27*
- 5000K - code K5*

* Where available

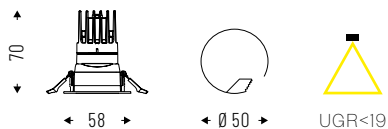


MAKE Q MICRO

Adjustable recessed installation.

Polycarbonate lens \varnothing 25mm.

Beam angles: 15°-24°-36°-50°.



IP 44

Cod. 4000K	Led	lm	mm
390Q3K415	3W 15°	375	58x58
390Q3K424	3W 24°	375	58x58
390Q3K436	3W 36°	375	58x58
390Q3K450	3W 50°	375	58x58
390Q6K415	6W 15°	600	58x58
390Q6K424	6W 24°	600	58x58
390Q6K436	6W 36°	600	58x58
390Q6K450	6W 50°	600	58x58
390Q9K415	9W 15°	793	58x58
390Q9K424	9W 24°	793	58x58
390Q9K436	9W 36°	793	58x58
390Q9K450	9W 50°	793	58x58

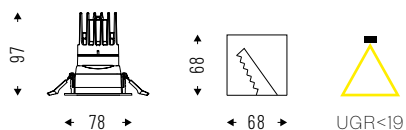
Cod. 3000K	Led	lm	mm
390Q3K315	3W 15°	355	58x58
390Q3K324	3W 24°	355	58x58
390Q3K336	3W 36°	355	58x58
390Q3K350	3W 50°	355	58x58
390Q6K315	6W 15°	568	58x58
390Q6K324	6W 24°	568	58x58
390Q6K336	6W 36°	568	58x58
390Q6K350	6W 50°	568	58x58
390Q9K315	9W 15°	752	58x58
390Q9K324	9W 24°	752	58x58
390Q9K336	9W 36°	752	58x58
390Q9K350	9W 50°	752	58x58

MAKE Q MINI

Adjustable recessed installation.

Polycarbonate lens \varnothing 30mm.

Beam angles: 15°-24°-36°-50°.



IP 44

Cod. 4000K	Led	lm	Lmm
390Q3K415MN	3W 15°	353	78x78
390Q3K424MN	3W 24°	353	78x78
390Q3K436MN	3W 36°	353	78x78
390Q3K450MN	3W 50°	353	78x78
390Q6K415MN	6W 15°	600	78x78
390Q6K424MN	6W 24°	600	78x78
390Q6K436MN	6W 36°	600	78x78
390Q6K450MN	6W 50°	600	78x78
390Q11K415MN	11W 15°	897	78x78
390Q11K424MN	11W 24°	897	78x78
390Q11K436MN	11W 36°	897	78x78
390Q11K450MN	11W 50°	897	78x78

Cod. 3000K	Led	lm	Lmm
390Q3K315MN	3W 15°	348	78x78
390Q3K324MN	3W 24°	348	78x78
390Q3K336MN	3W 36°	348	78x78
390Q3K350MN	3W 50°	348	78x78
390Q6K315MN	6W 15°	591	78x78
390Q6K324MN	6W 24°	591	78x78
390Q6K336MN	6W 36°	591	78x78
390Q6K350MN	6W 50°	591	78x78
390Q11K315MN	11W 15°	852	78x78
390Q11K324MN	11W 24°	852	78x78
390Q11K336MN	11W 36°	852	78x78
390Q11K350MN	11W 50°	852	78x78

MAKE Q SMALL

Adjustable recessed installation.

Polycarbonate lens \varnothing 50mm.

Beam angles: 15°-24°-36°-50°.



Cod. 4000K	Led	lm	mm
39OQ9K415S	9W 15°	935	110x110
39OQ9K424S	9W 24°	935	110x110
39OQ9K436S	9W 36°	935	110x110
39OQ9K450S	9W 50°	935	110x110
39OQ13K415S	13W 15°	1285	110x110
39OQ13K424S	13W 24°	1285	110x110
39OQ13K436S	13W 36°	1285	110x110
39OQ13K450S	13W 50°	1285	110x110
39OQ18K415S	18W 15°	1825	110x110
39OQ18K424S	18W 24°	1825	110x110
39OQ18K436S	18W 36°	1825	110x110
39OQ18K450S	18W 50°	1825	110x110

Cod. 3000K	Led	lm	mm
39OQ9K315S	9W 15°	919	110x110
39OQ9K324S	9W 24°	919	110x110
39OQ9K336S	9W 36°	919	110x110
39OQ9K350S	9W 50°	919	110x110
39OQ13K315S	13W 15°	1263	110x110
39OQ13K324S	13W 24°	1263	110x110
39OQ13K336S	13W 36°	1263	110x110
39OQ13K350S	13W 50°	1263	110x110
39OQ18K315S	18W 15°	1795	110x110
39OQ18K324S	18W 24°	1795	110x110
39OQ18K336S	18W 36°	1795	110x110
39OQ18K350S	18W 50°	1795	110x110

MAKE Q MEDIUM

Adjustable recessed installation.

Polycarbonate lens \varnothing 75mm.

Beam angles: 15°-24°-36°-50°-70°.



Cod. 4000K	Led	lm	Lmm
39OQ18K415M	18W 15°	1944	138x138
39OQ18K424M	18W 24°	1944	138x138
39OQ18K436M	18W 36°	1944	138x138
39OQ18K450M	18W 50°	1944	138x138
39OQ27K415M	27W 15°	2610	138x138
39OQ27K424M	27W 24°	2610	138x138
39OQ27K436M	27W 36°	2610	138x138
39OQ27K450M	27W 50°	2610	138x138
39OQ36K415M	36W 15°	3497	138x138
39OQ36K424M	36W 24°	3497	138x138
39OQ36K436M	36W 36°	3497	138x138
39OQ36K450M	36W 50°	3497	138x138

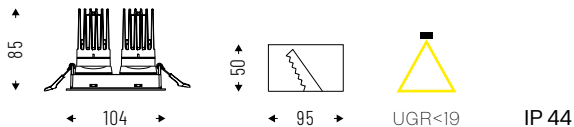
Cod. 3000K	Led	lm	Lmm
39OQ18K315M	18W 15°	1914	138x138
39OQ18K324M	18W 24°	1914	138x138
39OQ18K336M	18W 36°	1914	138x138
39OQ18K350M	18W 50°	1914	138x138
39OQ27K315M	27W 15°	2570	138x138
39OQ27K324M	27W 24°	2570	138x138
39OQ27K336M	27W 36°	2570	138x138
39OQ27K350M	27W 50°	2570	138x138
39OQ36K315M	36W 15°	3448	138x138
39OQ36K324M	36W 24°	3448	138x138
39OQ36K336M	36W 36°	3448	138x138
39OQ36K350M	36W 50°	3448	138x138

MAKE Q DOUBLE MICRO

Double adjustable recessed installation.

Polycarbonate lens \varnothing 25mm.

Beam angles: 15°-24°-36°-50°.



Cod. 4000K	Led	Im	Lmm
390Q23K415	2x3W 15°	750	57x104
390Q23K424	2x3W 24°	750	57x104
390Q23K436	2x3W 36°	750	57x104
390Q23K450	2x3W 50°	750	57x104
390Q26K415	2x6W 15°	1200	57x104
390Q26K424	2x6W 24°	1200	57x104
390Q26K436	2x6W 36°	1200	57x104
390Q26K450	2x6W 50°	1200	57x104
390Q29K415	2x9W 15°	1586	57x104
390Q29K424	2x9W 24°	1586	57x104
390Q29K436	2x9W 36°	1586	57x104
390Q29K450	2x9W 50°	1586	57x104

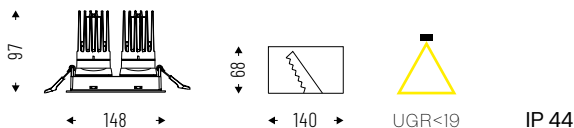
Cod. 3000K	Led	Im	Lmm
390Q23K315	2x3W 15°	730	57x104
390Q23K324	2x3W 24°	730	57x104
390Q23K336	2x3W 36°	730	57x104
390Q23K350	2x3W 50°	730	57x104
390Q26K315	2x6W 15°	1185	57x104
390Q26K324	2x6W 24°	1185	57x104
390Q26K336	2x6W 36°	1185	57x104
390Q26K350	2x6W 50°	1185	57x104
390Q29K315	2x9W 15°	1422	57x104
390Q29K324	2x9W 24°	1422	57x104
390Q29K336	2x9W 36°	1422	57x104
390Q29K350	2x9W 50°	1422	57x104

MAKE Q DOUBLE MINI

Double adjustable recessed installation.

Polycarbonate lens \varnothing 35mm.

Beam angles: 15°-24°-36°-50°.



Cod. 4000K	Led	Im	Lmm
390Q23K415MN	2x3W 15°	706	78x148
390Q23K424MN	2x3W 24°	706	78x148
390Q23K436MN	2x3W 36°	706	78x148
390Q23K450MN	2x3W 50°	706	78x148
390Q26K415MN	2x6W 15°	1200	78x148
390Q26K424MN	2x6W 24°	1200	78x148
390Q26K436MN	2x6W 36°	1200	78x148
390Q26K450MN	2x6W 50°	1200	78x148
390Q211K415MN	2x11W 15°	1794	78x148
390Q211K424MN	2x11W 24°	1794	78x148
390Q211K436MN	2x11W 36°	1794	78x148
390Q211K450MN	2x11W 50°	1794	78x148

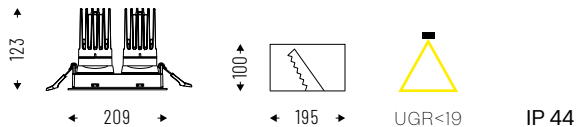
Cod. 3000K	Led	Im	Lmm
390Q23K315MN	2x3W 15°	696	78x148
390Q23K324MN	2x3W 24°	696	78x148
390Q23K336MN	2x3W 36°	696	78x148
390Q23K350MN	2x3W 50°	696	78x148
390Q26K315MN	2x6W 15°	1182	78x148
390Q26K324MN	2x6W 24°	1182	78x148
390Q26K336MN	2x6W 36°	1182	78x148
390Q26K350MN	2x6W 50°	1182	78x148
390Q211K315MN	2x11W 15°	1704	78x148
390Q211K324MN	2x11W 24°	1704	78x148
390Q211K336MN	2x11W 36°	1704	78x148
390Q211K350MN	2x11W 50°	1704	78x148

MAKE Q DOUBLE SMALL

Double adjustable recessed installation.

Polycarbonate lens ø 50mm.

Beam angles: 15°-24°-36°-50°.



Cod. 4000K	Led	lm	Lmm
390Q29K415S	2x9W 15°	1870	110x209
390Q29K424S	2x9W 24°	1870	110x209
390Q29K436S	2x9W 36°	1870	110x209
390Q29K450S	2x9W 50°	1870	110x209
390Q213K415S	2x13W 15°	2570	110x209
390Q213K424S	2x13W 24°	2570	110x209
390Q213K436S	2x13W 36°	2570	110x209
390Q213K450S	2x13W 50°	2570	110x209
390Q218K415S	2x18W 15°	3650	110x209
390Q218K424S	2x18W 24°	3650	110x209
390Q218K436S	2x18W 36°	3650	110x209
390Q218K450S	2x18W 50°	3650	110x209


Cod. 3000K	Led	lm	Lmm
390Q29K315S	2x9W 15°	1838	110x209
390Q29K324S	2x9W 24°	1838	110x209
390Q29K336S	2x9W 36°	1838	110x209
390Q29K350S	2x9W 50°	1838	110x209
390Q213K315S	2x13W 15°	2526	110x209
390Q213K324S	2x13W 24°	2526	110x209
390Q213K336S	2x13W 36°	2526	110x209
390Q213K350S	2x13W 50°	2526	110x209
390Q218K315S	2x18W 15°	3590	110x209
390Q218K324S	2x18W 24°	3590	110x209
390Q218K336S	2x18W 36°	3590	110x209
390Q218K350S	2x18W 50°	3590	110x209

ACCESSORIES




External reflector in chromed PC.

- 39RFQA** - MICRO
- 39RFQAMN** - MINI
- 39RFQAS** - SMALL
- 39RFQAM** - MEDIUM



External reflector in golden PC.

- 39RFQG** - MICRO
- 39RFQGMN** - MINI
- 39RFQGS** - SMALL
- 39RFQGM** - MEDIUM



Honeycomb optics, UGR<16.

- 39AAND** - MICRO
- 39AANDMN** - MINI
- 39AANDS** - SMALL
- 39AANDM** - MEDIUM



Micro-engraved optics.

- 39AASL** - MICRO
- 39AASLMN** - MINI
- 39AASLS** - SMALL
- 39AASLM** - MEDIUM



Frosted glass.

- 39AAVS** - MICRO
- 39AAVSMN** - MINI
- 39AAVSS** - SMALL
- 39AAVSM** - MEDIUM